

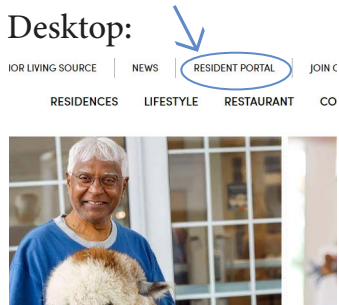
READY TO USE THE PAYMENT PORTAL?

Follow these steps to get started!

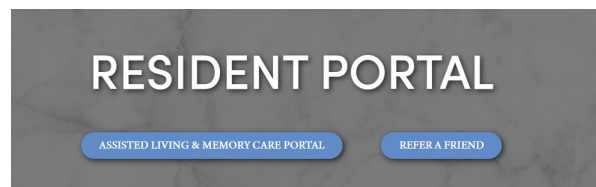
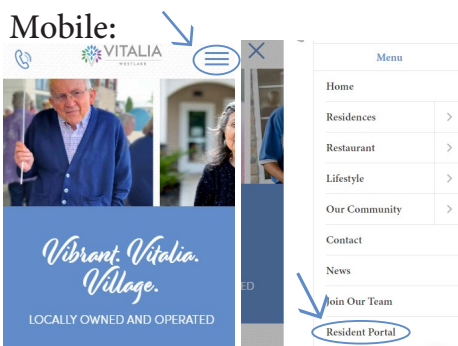
Step 1: With your invoice handy, go to www.VitaliaWestlake.com
First click on the “Resident Portal” Button

Step 2: Choose “Assisted Living & Memory Care” if you’re a resident to access the payment portal.

Desktop:



Mobile:



Step 3: Choose the appropriate prompt to either Quick pay, Login, or Sign up.

Use your surname and Resident ID to **Quick Pay**

Login using your email and password to access your account

Quick tip!

Need some help? Use these handy prompts beneath the options in Resident Portal to help!

Trouble logging in?

[Forgot your password?](#)

[Didn't receive confirmation instructions?](#)

[Didn't receive unlock instructions?](#)

If this is your first visit and you’ve yet to create an account, click **Sign Up** and fill out the prompts.